











# Label Design Guideline

## Layout Overview + Minimum Sizes

The minimum sizes help to ensure readability. The larger the more customer-friendly. Labels downloaded through the Label Editor are larger than the minimum size.

Elements	Product Logo + Label Number + Institute	Product Logo + Label Number + Institute + Website	Product Logo + QR-Code	Product Logo + Label Number + Institute + QR-Code	Product Logo + Label Number + Institute + QR-Code + Website	Product Logo + Label Number + Institute	Product Logo + Label Number + Institute + Website	Product Logo + QR-Code	Product Logo + Label Number + Institute + QR-Code	Product Logo + Label Number + Institute + QR-Code + Website
										
<b>Print Label</b>	15 mm x 17 mm	15 mm x 20 mm	13 mm x 32.5 mm	15 mm x 31 mm	15 mm x 33 mm	26.5 mm x 15 mm	26.5 mm x 17.5 mm	22.5 mm x 17 mm	24.5 mm x 21 mm	24.5 mm x 23 mm
<b>Woven Label</b>	19 mm x 21 mm	19 mm x 24 mm	17 mm x 36.5 mm	19 mm x 35 mm	19 mm x 37 mm	29.5 mm x 19 mm	30.5 mm x 21.5 mm	26.5 mm x 21.5 mm	28.5 mm x 25 mm	28.5 mm x 27 mm